



MOTOREX[®]
Oil of Switzerland

PERFECT CARE
BIKE LINE



MOTOREX BIKE LINE - PERFECT CARE

An important element in the service life of a bike is to use the right lubrication and care products when maintaining it. The right way to apply these products when lubricating, cleaning and caring for the bike is not always obvious and this often does not become apparent until reading the information on the back of the product.

The «BIKE LINE perfect care» brochure is full of information as well as tips and tricks on the individual

MOTOREX products, described from A to Z and illustrated with detailed pictures. This maintenance booklet brings together all the experience we have gained, including cooperation with international cycling teams and leading companies in the bicycle industry.

The comprehensive range of lubrication and care products will ensure that even those cycles exposed to extreme conditions of use will produce excellent results again.

With the products in the MOTOREX BIKE LINE you can look forward to your next trip on your perfectly maintained bike.

Maintaining your bicycle has never been so much fun as when using these care instructions.

OVERVIEW OF MOTOREX BIKE LINE PRODUCTS	4 - 5
CHAIN CLEANING AND DEGREASING	6 - 7
BICYCLE CLEANING	8 - 9
MOVING PART LUBRICATION	10 - 11
CARE AND PROTECTION	12 - 13
CHAIN LUBRICATION	14 - 17
BRAKE DISC CLEANING AND DEGREASING	18 - 19
GREASING VARIOUS PARTS	20 - 21
EQUIPMENT CARE AND PROTECTION	22 - 24
CLEANING WITHOUT WATER	25
MISCELLANEOUS	26 - 27

OVERVIEW OF MOTOREX BIKE LINE PRODUCTS

MOTOREX's complete product range at a glance.

Products to clean, lubricate, grease and maintain from one source. No matter what requirements and for what material, MOTOREX products always work perfectly for racing bikes, mountain bikes, city bikes, e-bikes or pedelecs!

CHAIN DEGREASER

Degreaser for chains, sprockets, etc.

500 ml

CHAINLUBE ALLROUND, CHAINLUBE FOR WET & DRY CONDITIONS

Lubricant for chains, bio degradable.

100 ml, 300 ml

QUICK CLEAN

Cleaner with water-beading effect
500 ml



CARBON PASTE

Assembly compound for carbon

100 g





BIKE CLEAN

Biodegradable bicycle cleaner
500 ml



BIKE GREASE

Long-term grease,
highly water-repellent
100 g



BIKE SHINE

Spray-on care and protection
300 ml



WHITE GREASE

White lithium-based lubri-
cating grease
100 g



HYDRAULIC FLUID 75

Mineral oil for hydraulic brake systems
250 ml

1 CLEAN

CHAIN CLEANING & DEGREASING

It is strongly advisable to use a special chain degreaser so that the chain and chain drive components can be cleaned thoroughly.


Spray CHAIN DEGREASER on the chain and gear mechanism.

✓ **Our Tip:** Our tip: It is a good idea to brush the chain after using the degreaser, depending on how dirty the chain is. Repeat the procedure, if necessary.

The biodegradable product will start to act immediately. It removes dirt and deposits of grease, preserves the chain and protects it against corrosion. Let the degreaser work briefly. Lubricate the chain each time after using CHAIN DEGREASER.

✓ **Our Tip:** If you are maintaining your bike on a sensitive surface, cover it so that it will not become soiled. Cardboard is a good idea and readily available.





Highly active cleaner for all drive train components, especially effective on oily and greasy dirt. CHAIN DEGREASER penetrates even the smallest gaps, dries without leaving a residue and does not damage rubber, plastics and metals.

1 CLEAN

BICYCLE CLEANING

Spray the bike with biodegradable cleaner and – depending on how dirty it is – allow it to act for 3 to 5 minutes (avoid exposure to direct sunshine).

Also suitable for carbon!


✓ **Our Tip:** First, apply the product to the parts which are particularly dirty and treat the controls on the handlebar last.

After allowing the products sufficient time to act, wash the bicycle with plenty of water. To do this, use a hose with a fine spray of water (minimum distance 20 cm). The water spray must not be pointed directly at the bearings and axles.

✓ **Our Tip:** We strongly advise against using a high-pressure washer, because there is a risk of the grease being washed off bearings, axles and other moving parts! Finally, rub the bicycle dry with a cotton cloth.

Due to the flexible riser in the aerosol pump sprayer, the cleaner works in every position – even overhead!





Highly effective, solvent-free gel cleaner especially for very dirty bicycles. BIKE CLEAN quickly loosens and removes mud, soil, dust, etc. Leaves no greasy residue and does not affect brake action. Also approved for Carbon.

MOVING PART LUBRICATION

The special feature of this step in the procedure is the effect this excellent universal spray has. INTACT MX 50 not only forms a very effective protective film, but also undermines and repels water in inaccessible gaps and crevices. This means corrosion is prevented and moving parts do not seize up.

Furthermore, annoying squeaking noises are also permanently eliminated.

✓ **Our Tip:** Press the spray nozzle once or twice for a very short time and catch the excess oil on the other side with a cloth. After spraying, rub the area off with the cloth.





Essential every time you clean with water. The special features involving undermining and repelling water make the spray indispensable. Lubricates all moving parts and provides optimal corrosion protection. Conserves and eliminates squeaking. INTACT MX 50 can be used universally in a wide range of areas.

2

CARE

CARE & PROTECTION

BIKE SHINE is a water- and moisture-repellent spray to give your bike back its shine. After applying the spray, polish the areas treated with a soft cloth.

Also suitable for carbon!

Make sure that the product does not get on brake discs or rims.

✓ **Our Tip:** In order to avoid the risk of contact with the brake discs or rims, you can apply the spray to a clean cloth and then rub the areas to be treated.

This maintenance and protective spray will give your bike its glossy shine and rejuvenate the colours. Regular use of the spray will make

cleaning in future much easier. The spray forms a slight protective film, which reduces the amount of earth and dirt that will collect on the cycle frame.

Your bike now has optimum protection and is almost as shiny now as it was new.





Freshens colours and gives a high gloss. BIKE SHINE protects, preserves and is water-repellent (beading effect). Its anti-static properties repel dust, making it ideal for conserving bicycles that are not frequently used. Ideal for use after cleaning.

CHAIN LUBRICATION

After cleaning, lubricate the dry drive chain with one of our chain lubricants.


The toothed rack casing does not need to be treated separately, because it is adequately lubricated by the chain itself. It makes more sense to lubricate the chain with a small amount of lubricant at regular intervals rather than lubricating the relevant components with a lot of lubricant once a year.

When applying lubricant, always make sure that no spray or oil is allowed to make contact with the edges of rims or brake discs.

✓ **Our Tip:** Apply the chain lubricant to the inner side of the chain. When doing this, hold a cloth under the chain in order to prevent the ground from becoming dirty.

Turn the pedals evenly and slowly as you lubricate the chain (approx. four rotations are adequate). Remove excess lubricant with a cloth.

Give the oil enough time to act – preferably overnight.



Cleans and degreases the brake discs without leaving any residue. Reliably dissolves and removes oil, grease, tar, brake fluid, dirt, etc. Does not attack rubber, plastic or paint.

3
LUBE

CHAIN LUBRICATION

CHAINLUBE FOR DRY CONDITIONS

Chain lubricant for use in dry conditions

Biodegradable, fully synthetic oil wax-based lubricant. The CHAINLUBE FOR DRY CONDITIONS penetrates faster and forms a homogeneous surface that protects the chain against dirt and dust. This lubricant provides enhanced lubrication combined with outstanding protection against corrosion and wear and reduces abrasion. Ideal for lubrication in dry, dusty conditions.



CHAINLUBE FOR WET CONDITIONS

Chain lubricant for use in damp conditions

Biodegradable, fully synthetic lubricant. The CHAINLUBE FOR WET CONDITIONS contains additives that allow it to penetrate quickly and deeply. Provides optimum lubrication and outstanding protection against corrosion. Specially developed for riding conditions where the lubricant has to adhere to the chain for extended periods. The lubricant is highly water repellent, making it ideal for damp and muddy conditions.





CHAINLUBE ALLROUND

Chain lubricant for every conditions

Universal chain lubricant, especially designed for the demands of daily use. Protects the chain and derailleur against corrosion and reduces wear. Friction and chain noises are effectively reduced. Developed for continuous use due to the long lasting effect and also perfect to use for e-bikes and pedelecs.



BRAKE DISC CLEANING & DEGREASING

The use of POWER BRAKE CLEAN is enormously important, because the application of the various products time and again leads to the brake discs coming into contact with maintenance products.

The brake discs are not cleaned and degreased until all work with various oils and sprays is completed. This means you can rule out any fluids which could impair brake efficiency getting onto the brake again.

That means that this is the very last step in the procedure for the perfectly maintained bike!

✓ **Our Tip:**

Spray the POWER BRAKE CLEAN onto a cloth and rub both the front and rear brake disc thoroughly clean. We recommend a brake test at low speed before you go out on the bike again in order to ensure optimal brake efficiency.





Cleans and degreases the brake discs without leaving any residue. Reliably dissolves and removes oil, grease, tar, brake fluid, dirt, etc. Does not attack rubber, plastic or paint.

GREASING VARIOUS PARTS

It is important to lubricate moving parts apart from the drive chain, especially after intensive cleaning using BIKE CLEAN and water spray. The various greases in the MOTOREX product line are especially suitable for this.

However, greasing is not only required after intensive cleaning. Different greases must be used when various repairs are carried out or when new parts are fitted.

Which grease is required for which application? Here are the tips:

WHITE GREASE

White lithium-based lubricating grease with wear-reducing properties and outstanding adhesion. Excellent for wheel, bottom bracket and contact roller bearings. The 100g can with a brush integrated in the lid is perfect for application.

CARBON PASTE

Special grease for assembling carbon and aluminium parts such as bike seatposts, pedals and stems. CARBON PASTE protects against contact corrosion. The 100g can with a brush integrated in the lid is perfect for application. Carbon parts are damaged if they are tightened excessively.

Friction is increased by using CARBON PASTE so considerably less force needs to be applied.

BIKE GREASE

Highly water-repellent grease with special lubricating action for various bearings such as joints and hubs or for the control unit. BIKE GREASE can withstand very high pressure.

GREASE GUN

Special grease gun for lubricating points that are difficult to access. Simple and easy to refill, with a long service life.



EQUIPMENT CARE & PROTECTION

Correct cleaning and care not only maintains the value of the bicycle, which means you enjoy «biking» even more. Correct handling of equipment using maintenance products can also significantly increase its service life. HELMET CARE, the active cleaning and care foam, acts quickly and freshens up helmet padding, protectors, shoes, rucksacks, etc. Can be used both inside and outside.

HELMET CARE also has an anti-bacterial effect and deodorises, which means it traps unpleasant smells. Final cleaning therefore eliminates odours in a targeted way.

✓ **Our Tip:** Spray the active foam extensively over the equipment that needs cleaning and leave it to act. When the foam starts to break down, you can wipe it off with a dry cotton cloth. Finally, allow to dry out and air thoroughly.





EQUIPMENT CARE & PROTECTION

Use of PROTEX SPRAY is essential to make sure you are equipped for any changes in the weather. The textile and leather waterproofing offers highly effective, long-lasting protection against moisture. PROTEX can be used for leather, textiles and microfibres (e.g. GORE-TEX).

Advantage: The fabric is still allowed to breathe naturally! PROTEX SPRAY is versatile to use, e.g. for sport and leisure items, motorbike and ski clothing, etc.

✓ **Our Tip:** Spray PROTEX extensively onto the surface you are waterproofing from a distance of approx. 20-30 cm. Leave to act and dry thoroughly. Depending on the exposure of the material, repeat at regular intervals.



1 CLEAN

CLEANING WITHOUT WATER

QUICK CLEAN is a special cleaner which is ideally suited to get the bike back into a clean and well cared for condition, even if you do not have the opportunity to sluice it down with water using a hose. This is frequently the case in city areas where cleaning with water is often not possible due to urban housing conditions.

The cleaner is also perfect for use on e-bikes and pedelecs, as they are often not very dirty and laborious cleaning is not always necessary. Above all, it is advisable not to use a lot of water all the time due to the many electronic parts.

✓ **Our Tip:** Set the nozzle to a fine spray, spray the dirty places and then rub off. You are recommended to carry out the other steps in this brochure as well. Where there are brake discs, these really must be degreased before the first ride!



MISCELLANEOUS

For many applications involved in repairing and maintaining bikes, the use of sprays is absolutely essential. Antirust Spray for example helps release parts seized with rust, as well as protecting against corrosion.

JOKER 440 also means MOTOREX is equipped to meet the demand for a dielectric, fully synthetic universal spray. GREASE SPRAY for example helps to apply grease in places that are difficult to access and you can prevent threaded bolts and nuts from seizing with COPPER SPRAY.

This is only a brief selection from the extensive spray range. Find out about other helpful products at www.motorex.com or from a specialist retailer.



MISCELLANEOUS

If you wish to change fork oil or brake fluid yourself, you require special oils for the extremely sensitive components.

MOTOREX's RACING FORK OIL with a choice of five different viscosities meets the most stringent requirements. It is a fork oil for professionals!

HYDRAULIC FLUID 75 is a special oil for hydraulic braking systems and ideal at low and high temperatures. Only use this oil if the manufacturer specifies mineral oil.

Where the manufacturer specifies DOT brake fluids, use BRAKE FLUID DOT 5.1 or DOT 4. At the end of this brochure for BIKE LINE – PERFECT CARE, here is a special offer for your first set of MOTOREX care products.

The BIKE CLEANING KIT in a practical bucket including a sponge and cotton cloths.

The kit contains:
CHAIN DEGREASER 500 ml
BIKE CLEAN 500 ml
CHAINLUBE DRY 100 ml



MOTOREX AG

For over 100 years, the largest independent oil blending company in Switzerland with its headquarters in Langenthal, in the heart of Switzerland, has been active in research, development and production of innovative lubricants and chemicals, which are established on the world market. Highly motivated employees are behind the incomparable MOTOREX products. Every day, experienced tribology specialists, engineers, chemists, technicians and marketing specialists devote their efforts to helping MOTOREX maintain its position as a market leader. MOTOREX products are subject to a continuous process of research and development. MOTOREX-BUCHER GROUP AG therefore keeps the right to change all technical data contained in this brochure at any time and without previous notice. Under reserve of errors and misprints.



MOTOREX AG

Bern-Zürich-Strasse 31, P.O.Box
4901 Langenthal, Switzerland
Phone +41 62 919 75 75
www.motorex.com

Follow us

